

GUY BRITTON

MIX ENGINEER + PRODUCER

WWW.GUYBRITTON.COM

Thanks for purchasing the Ultimate Pop Vocals pack. Below is all the information you need to install the vocal chains in Pro Tools Studio.

This pack contains the following:

- 10 custom designed vocal processing chains for Audio Tracks in Pro Tools. This includes bespoke **EQ**, **compression**, **saturation**, **de-essing** and more.
- 15 custom designed effects busses including tailor-made **reverbs**, **delays**, **doublers** and other special effects.
- 5 delay custom designed delay throws / audio effects for Audio Tracks in Pro Tools. This includes unique **delay** and **reverb** processing to add extra ear-candy to key moments in a vocal track.

These vocal chains contain presets, and like all presets, they should be treated as a starting point to inspire a great vocal sound. Every vocal is different and depends completely on the performance, the microphone, the preamp used, the room it was recorded in - there are countless factors that make up a vocal sound! I've built these chains based on scenarios that I've come across over years of mixing pop music. I encourage you to tweak the presets to taste and make them work for you.

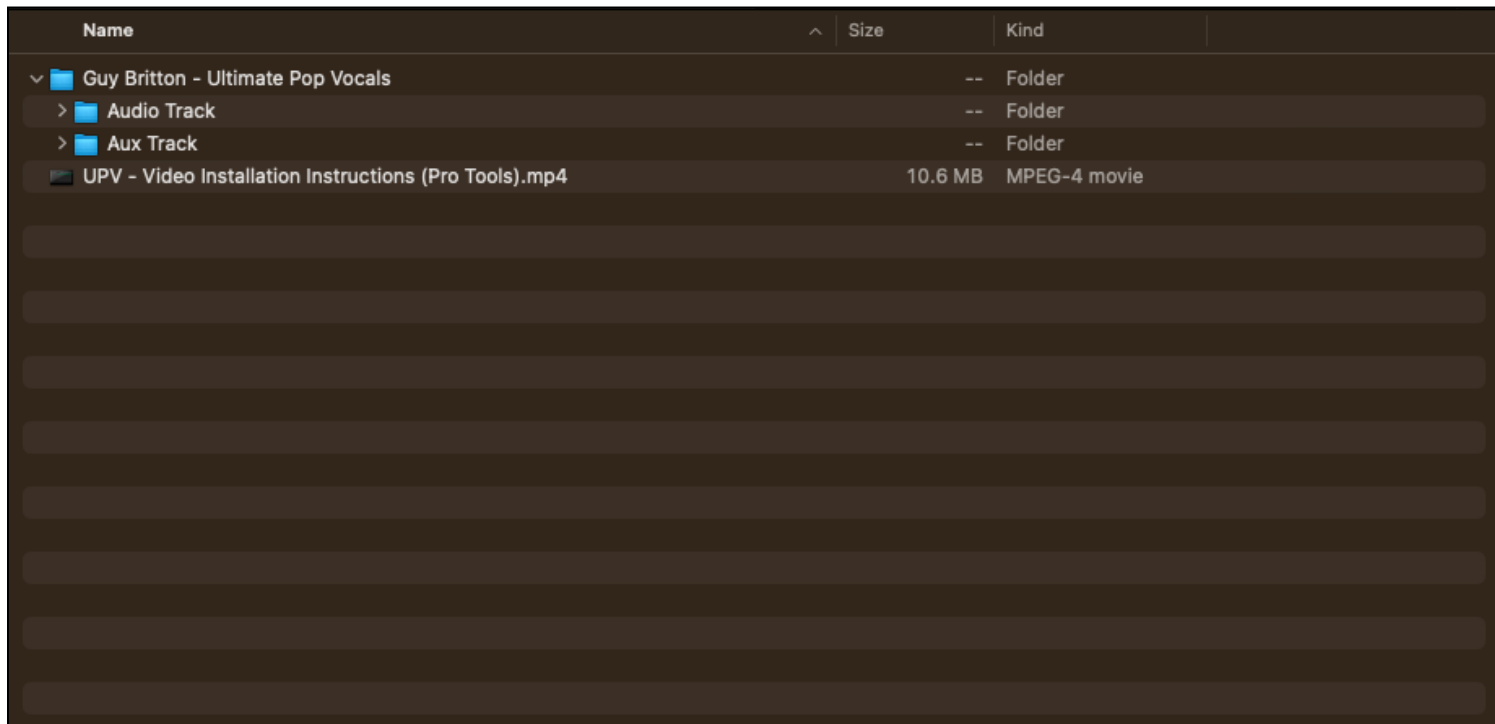
The chains were built using **Pro Tools Studio 2022 v12.0**. Please make sure you are running at least Pro Tools Studio version 2022 12.0 to ensure you have no problems using these chains.

If you have any questions or issues, feel free to email me at guy@guybritton.com

INSTALLATION INSTRUCTIONS

STEP 1 OF 4

Extract the ZIP file “Guy Britton - Ultimate Pop Vocals”. This file contains two main folders titled “*Audio Track*” & “*Aux Track*”

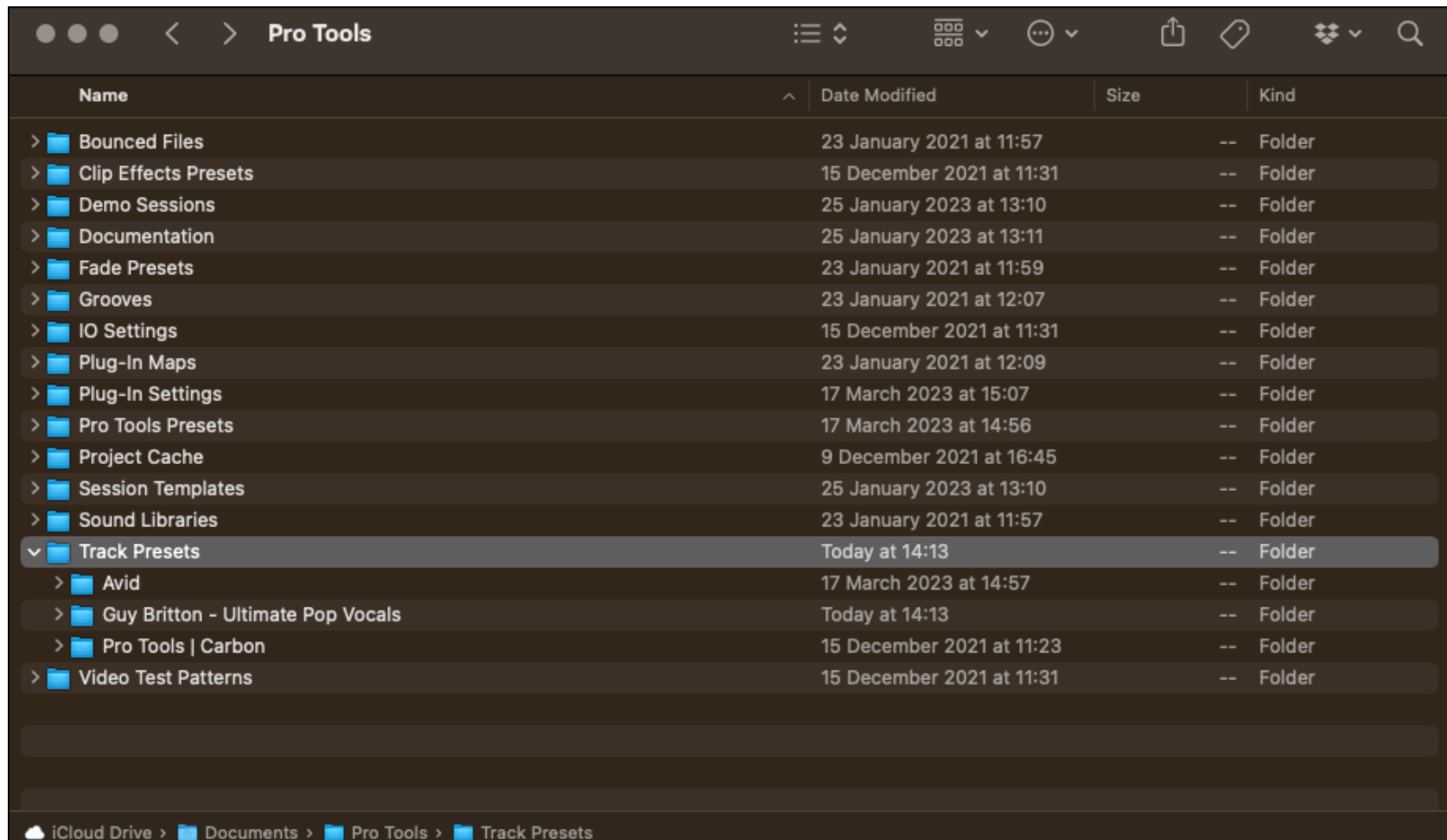


Name	Size	Kind
✓ Guy Britton - Ultimate Pop Vocals	--	Folder
> Audio Track	--	Folder
> Aux Track	--	Folder
UPV - Video Installation Instructions (Pro Tools).mp4	10.6 MB	MPEG-4 movie

STEP 2 OF 4

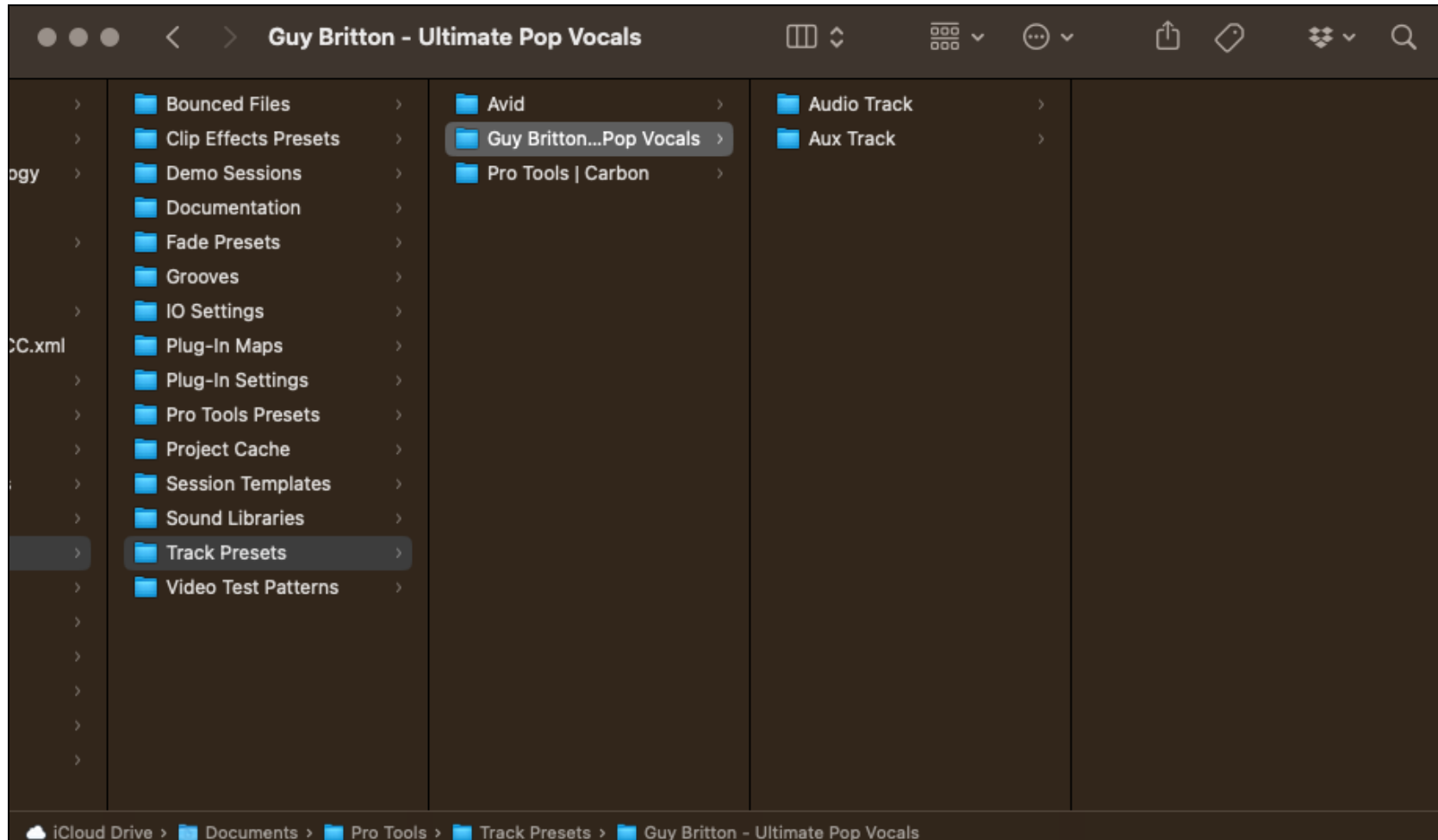
Locate the **Track Presets** folder within the **Pro Tools** folder.

On Mac OS and Windows this is located under *Documents/Pro Tools/Track Presets*



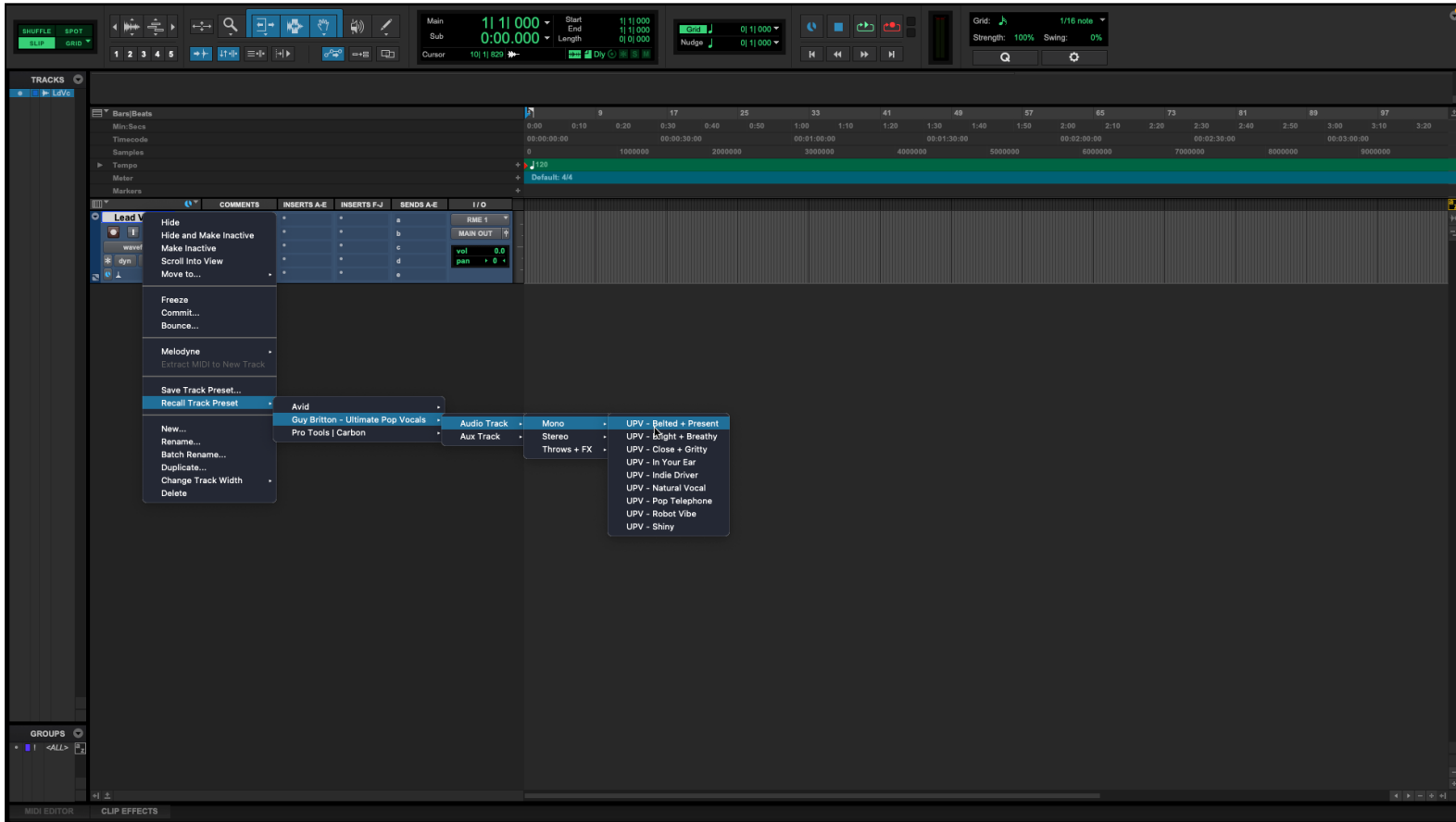
STEP 3 OF 4

Press copy on the “Guy Britton - Ultimate Pop Vocals” folder that you have downloaded and paste it into the “Track Presets” folder.



STEP 4 OF 4

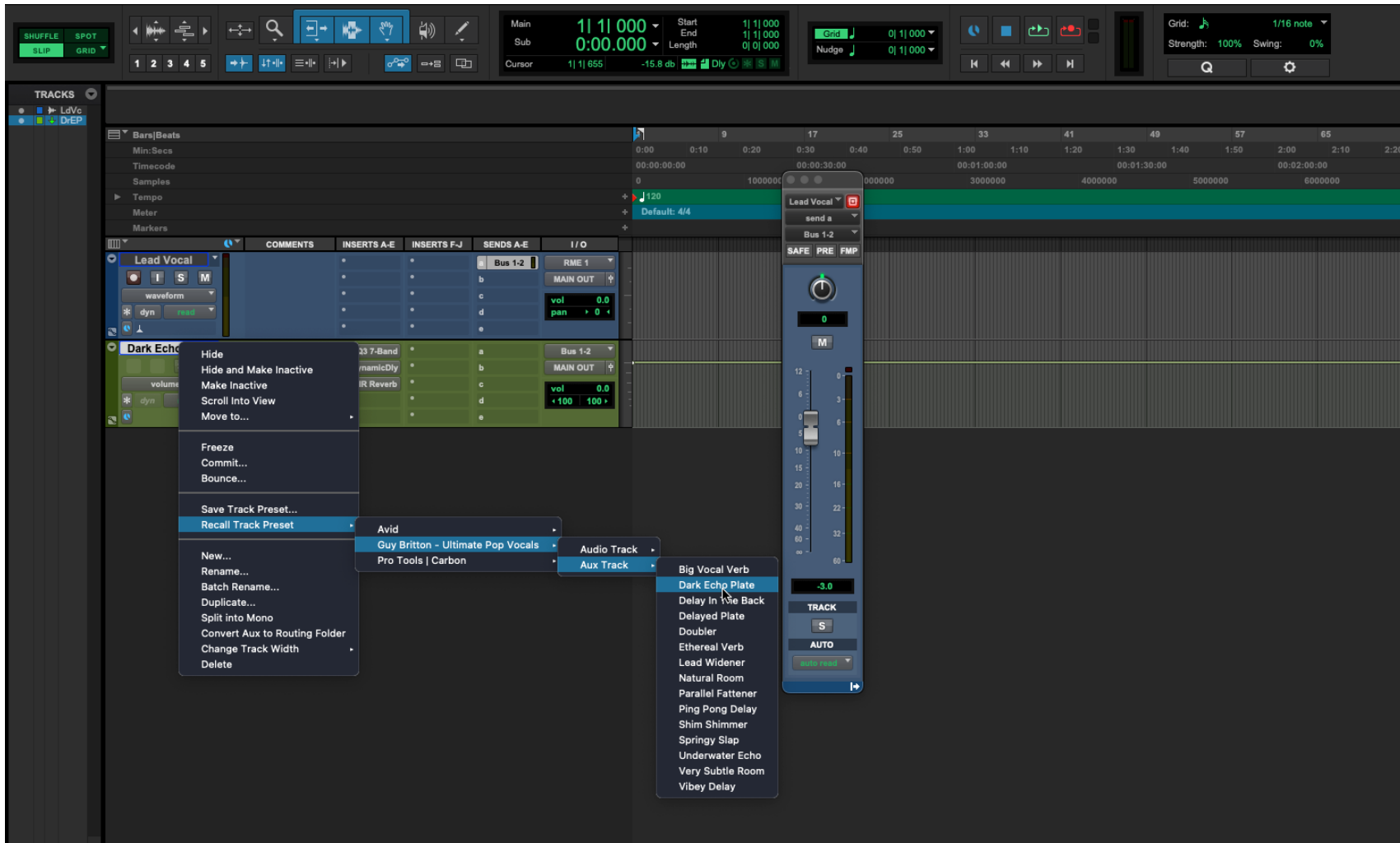
The vocal chains should now be installed and ready to go. To access the Audio Track Chains & Throws, make sure you have created an Audio Track in Pro Tools, right click on the track and navigate to 'Recall Track Preset' in the menu. The Ultimate Pop Vocals folder should now appear in the dropdown and you can select from the various vocal chains available.



Please ensure that you are using the correctly formatted chains for mono and stereo tracks. If you are working on a mono track then select a chain from the 'mono' folder, and if you are working on a stereo track then select a chain from the 'stereo folder'.

The 'Aux Track' presets are a selection of reverbs, delays, parallel processors and more which are designed to be used as separate effects returns (although they can be used directly on an Audio Track if you wish). In order to set them up on an Aux track, create a new stereo Aux Track, right click on the Aux, navigate to 'Recall Track Preset' in the menu and select any of the chains from the 'Aux Track' dropdown.

Then select the Audio Track that you wish to send to this particular bus, create a send with the relevant inputs and outputs, and this will then send the audio track to the desired aux track.



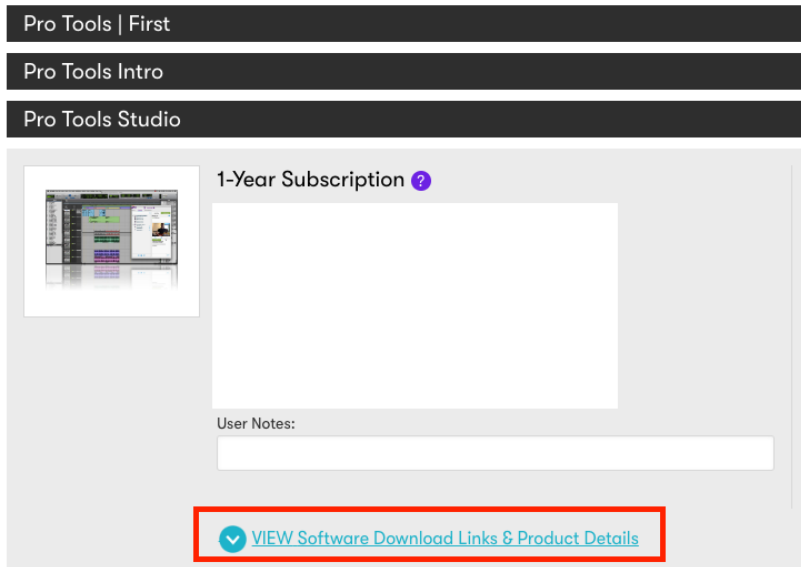
Should any plug-ins be missing or unavailable, head to your [Avid Account](#) and click 'VIEW Software Download Links & Product Details'. This will bring up a list of plug-ins from the 'Avid Complete Plug-in Bundle'. Find any plug-ins that may be missing and download the installers from the list. This will not cost you any extra money as these plug-ins are bundled with Pro Tools Studio & Pro Tools Ultimate but do need to be installed separately. See the page below for a complete list of the plug-ins used in the Ultimate Pop Vocals pack.

Pro Tools | First

Pro Tools Intro

Pro Tools Studio

1-Year Subscription ?



User Notes:

[VIEW Software Download Links & Product Details](#)

Avid Complete Plug-In Bundle

- [304 Bundle 2023.2 Mac \(DMG\) 25.63 MB](#)
- [AIR Effects Bundle 2023.2 Mac \(DMG\) 264.74 MB](#)
- [AIR Instruments Bundle 19.12 Installer Mac \(DMG\) 1.05 GB](#)
- [Classic Compressors Bundle 2022.12 Mac \(DMG\) 63.27 MB](#)
- [Eleven Effects 2022.12 Mac \(DMG\) 44.09 MB](#)
- [Eleven MK II 2022.12 Mac \(DMG\) 28.31 MB](#)
- [Focusrite Bundle 2022.12 Mac \(DMG\) 23.56 MB](#)
- [Graphic EQ 2022.12 Mac \(DMG\) 2.17 MB](#)
- [Impact 2022.12 Mac \(DMG\) 12.61 MB](#)
- [Pro Series Bundle 2022.12 Mac \(DMG\) 90.39 MB](#)
- [Pultec Bundle 2022.12 Mac \(DMG\) 35.55 MB](#)
- [Reel Tape Suite 2022.12 Mac \(DMG\) 42.13 MB](#)
- [Reverb One 2022.12 Mac \(DMG\) 13.36 MB](#)
- [ReVibe II 2022.12 Mac \(DMG\) 14.73 MB](#)
- [Smack 2022.12 Mac \(DMG\) 19.06 MB](#)
- [Sound Replacer 2022.12 Mac \(DMG\) 11.83 MB](#)
- [Tape Echo 2018.8 \(Mac\) 2.32 MB](#)
- [Space 2022.12 Mac \(DMG\) 1.04 GB](#)
- [Tel-Ray Variable Delay 2022.12 Mac \(DMG\) 12.39 MB](#)
- [Voce Bundle 2022.12 Mac \(DMG\) 23.73 MB](#)
- [Studio Reverb 2018.8 \(Mac\) 2.04 MB](#)
- [Moogerfooger Bundle 2022.12 Mac \(DMG\) 52.42 MB](#)
- [Pro Compressor 2022.12 \(Mac\) 20.37 MB](#)
- [Pro Expander 2022.12 \(Mac\) 20.64 MB](#)
- [Pro Limiter 2022.12 \(Mac\) 16.47 MB](#)
- [Pro Multiband Dynamics 2022.12 \(Mac\) 18.84 MB](#)
- [Pro Subharmonic 2022.12 \(Mac\) 16.14 MB](#)
- [X-Form 2023.3 Mac \(DMG\) 13.95 MB](#)
- [XPand!2 2019.12 Mac \(DMG\) 1.11 GB](#)

Below is the complete list of plug-ins used in the Ultimate Pop Vocals - Pro Tools edition:

AIR Chorus
AIR Distortion
AIR Dynamic Delay
AIR Enhancer
AIR Flanger
AIR Multi-Chorus
AIR Multi-Delay
AIR Reverb
AIR Spring Reverb
BF-2A
BF-76
D-Verb
Dyn3 Compressor/Limiter
Dyn3 De-Esser
Dyn3 Expander/Gate
EQ3 7-Band
ff d2 6-Band
Graphic EQ
Mod Delay III
Pitch II
Pro Limiter
Pro Multiband Dynamics
Pultec EQP-1A
Reel Tape Saturation
Time Adjuster
Trim

The vocal chains should now be up and running! If you have any issues or queries related to this pack, please contact me at guy@guybritton.com and I'll be happy to help you resolve any problems.

PACK CONTENTS:

TRACK:

1. Belted + Present.adg
2. Bright + Breathy.adg
3. Close + Gritty.adg
4. In Your Ear.adg
5. Indie Drive.adg
6. Natural Vocal.adg
7. Pop Telephone.adg
8. Robot Vibe.adg
9. Straightforward Pop.adg
10. Wide + Shiny.adg

THROWS + FX:

1. A Trippy Moment.adg
2. Basic Delay Throw.adg
3. Big Bright Throw.adg
4. Dark Verb Throw.adg
5. Pitched Down Delay.adg

BUS:

1. Big Vocal Verb.adg
2. Dark Echo Plate.adg
3. Delay In The Back.adg
4. Delayed Plate.adg
5. Doubler.adg
6. Ethereal Verb.adg
7. Lead Widener.adg
8. Natural Room.adg
9. Parallel Fattener.adg
10. Ping Pong Delay.adg
11. Shim Shimmer.adg
12. Springy Slap.adg
13. Underwater Echo.adg
14. Very Subtle Room.adg
15. Vibey Delay.adg